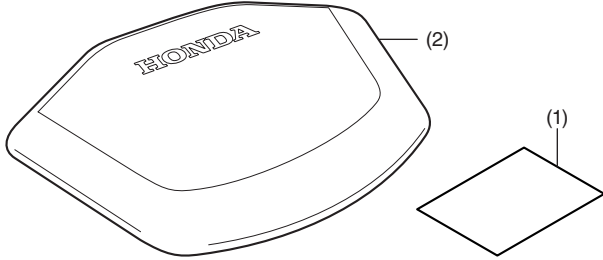


Accessory	Application	Publication No.
TANK PAD P/N 08P70-MGH-J20	VFR1200X/XD	MII 15640
		Issue Date
		April 2016

Honda Dealer: Please give a copy of these instructions to your customer.

PARTS LIST



No.	Description	Qty
(1)	Installation Instruction URL	1
(2)	Tank pad	1

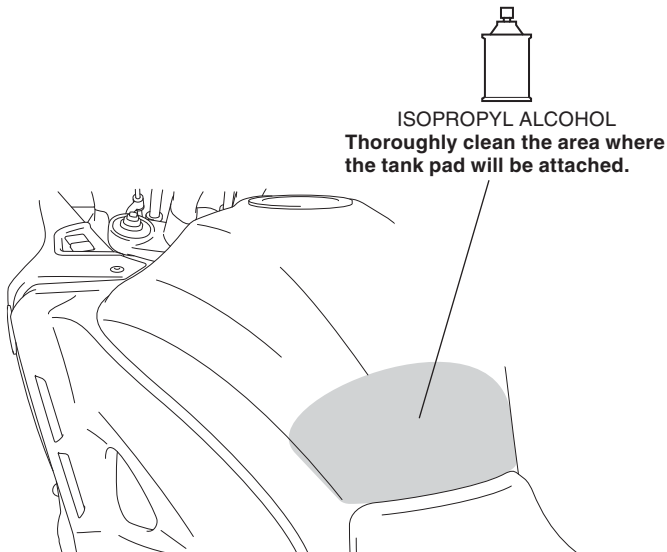
SUPPLIES REQUIRED

- Ruler
- Isopropyl alcohol
- Shop towel

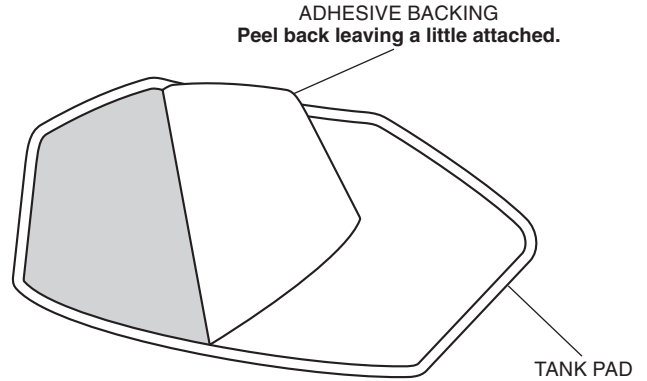
INSTALLATION

NOTE:

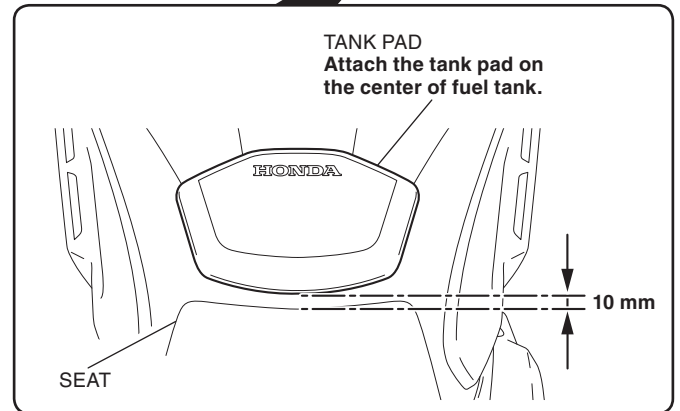
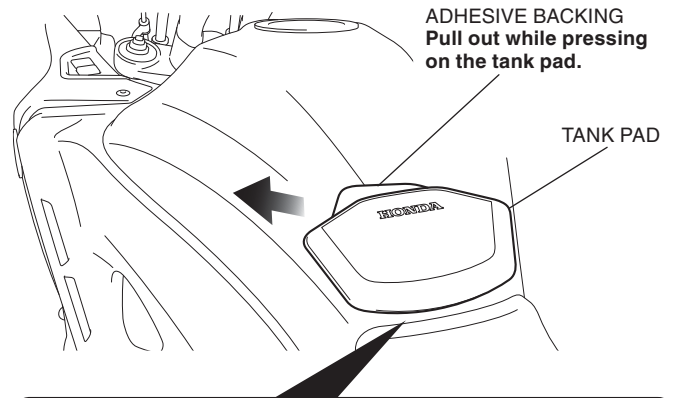
- Heat the bonding surfaces with a hair dryer if the ambient air temperature is below 70°F (21°C).
 - The adhesive reaches full strength in 72 hours. Wait at least 24 hours before riding your motorcycle.
- Using isopropyl alcohol and a shop towel, clean the part area as shown.



- Peel back the adhesive backing on the back of the tank pad leaving a small part of adhesive backing remaining attached as shown.



- Attach the tank pad to the position shown.



- Apply adequate pressure to the attached tank pad.